

Gingiva former

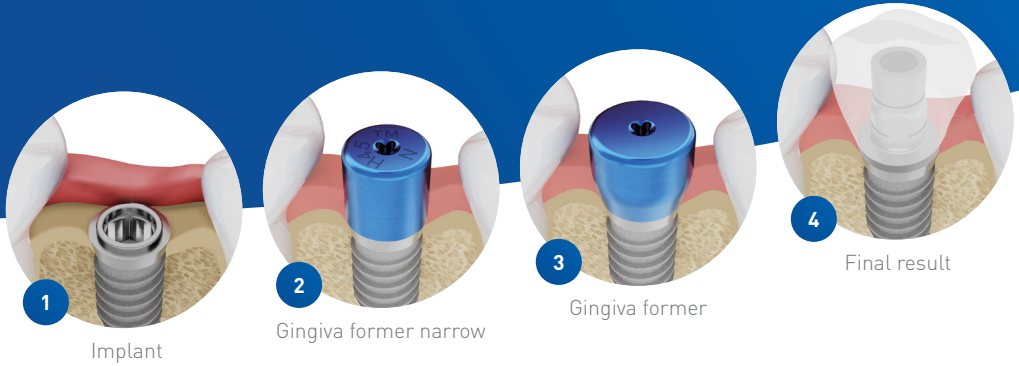
More flexibility in soft tissue management



Driven by science, not trends.

Simple two-stage technique

Controlled compression by combining different shapes



Dr. K. Meyenberg


«The narrow gingiva formers favor a slimmer and an enhanced wound closure.»




Dr. Ch. Ramel

«For an esthetic and functional peri-implant soft tissue.»

Obtainable heights



Available platforms



More flexibility

Effective soft tissue management thanks to two different shapes and a regular gradation of heights