











ABUTMENT/SCHRAUBE	DREHMOMENTE IN Ncm				
	10	15	20	25	30
Einheilkappe Gingivaformer 	PF 3.0				
	PF 3.5				
	PF 4.0				
	PF 4.5				
	PF 5.0				
	PF 6.0				
Abutmentschrauben 		PF 3.0			
		PF 3.5			
				PF 4.0	
				PF 4.5	
				PF 5.0	
Dynamic Abutmentschraube 		PF 3.5			
				PF 4.0	
				PF 4.5	
				PF 5.0	
Abutmentschraube in Kombination mit ART Abutment 		PF 3.5			
			PF 4.0		
			PF 4.5		
			PF 5.0		
VARIOmulti Abutment Novaloc® Abutment 		PF 3.5			
				PF 4.0	
				PF 4.5	
				PF 5.0	
				PF 6.0	
VARIOmulti Schutzkappe 	PF 3.5				
	PF 4.0				
	PF 4.5				
	PF 5.0				
	PF 6.0				
Okklusalschraube (VARIOmulti, VARIO 17°, Steg) Verschlusschraube Steg für CAD/CAM 		PF 3.5			
		PF 4.0			
		PF 4.5			
		PF 5.0			
		PF 6.0			
Kugelanker 				PF 4.0	
				PF 4.5	
				PF 5.0	
ZEST LOCATOR® Abutment 			PF 3.5		
					PF 4.0
					PF 4.5
					PF 5.0
					PF 6.0
ZEST LOCATOR® Abutment und Collar für VARIOmulti 			PF 4.0		
			PF 4.5		
			PF 5.0		
			PF 6.0		

Für die definitive Eingliederung der Suprakonstruktion im Mund sind zwingend neue Abutmentschrauben zu verwenden.