











ABUTMENT/SCREW	TORQUE VALUES IN Ncm				
	10	15	20	25	30
Healing cap Gingiva former 	PF 3.0				
	PF 3.5				
	PF 4.0				
	PF 4.5				
	PF 5.0				
	PF 6.0				
Abutment screw 		PF 3.0			
		PF 3.5			
				PF 4.0	
				PF 4.5	
				PF 5.0	
				PF 6.0	
Dynamic abutment screw 		PF 3.5			
				PF 4.0	
				PF 4.5	
				PF 5.0	
Abutment screw in combination with ART Abutment 		PF 3.5			
			PF 4.0		
			PF 4.5		
			PF 5.0		
VARIOmulti abutment Novaloc® abutment 		PF 3.5			
				PF 4.0	
				PF 4.5	
				PF 5.0	
				PF 6.0	
VARIOmulti protective cap 	PF 3.5				
	PF 4.0				
	PF 4.5				
	PF 5.0				
	PF 6.0				
Occlusal screw (VARIOmulti, VARIO 17°, bar) Occlusal closure screw, for CAD/CAM bar 		PF 3.5			
		PF 4.0			
		PF 4.5			
		PF 5.0			
		PF 6.0			
Retentive anchor 				PF 4.0	
				PF 4.5	
				PF 5.0	
ZEST® LOCATOR® abutment 			PF 3.5		
					PF 4.0
					PF 4.5
					PF 5.0
					PF 6.0
ZEST® LOCATOR® abutment and collar for VARIOmulti 			PF 4.0		
			PF 4.5		
			PF 5.0		
			PF 6.0		

New abutment screws must be used for permanent insertion of the restoration in the mouth.